



**Auto-Sleepers**

*Motorhomes of Excellence*

# CAMPERVANS

## TIME FOR ADVENTURE

Our Panel Van Conversions are versatile vehicles, perfect for both everyday trips or longer holidays away. Their practical size will give you confidence when negotiating narrow country lanes, and finding a parking space at the supermarket. Inside, you'll find the luxury and quality you'd expect of an Auto-Sleeper campervan.





# TIME TO SEEK ADVENTURE

The flagship Auto-Sleeper campervan range is undoubtedly the benchmark for every other panel van to be measured against. All campervans offer incredible features including Turbo Diesel engine, media pack, LPG gas and more.



Models

8

Min Berth



Max Berth





# READY? LET'S GO!

The flagship Auto-Sleeper campervan range is undoubtedly the benchmark for every other panel van conversions to be measured against. Whether you're embarking on a weekend getaway or a long-term road trip, an Auto-Sleepers campervan provides a luxurious and comfortable retreat, allowing you to explore the world in style and convenience. With their exceptional craftsmanship and thoughtful design, these campervans offer travelers the ultimate blend of comfort and adventure..



#### It's all about the details:

LED reading lights and chrome locker handles are just some of the little touches of quality that take our campervans to the next level.



#### Numatic Suspension

For enhanced performance the rear axle suspension has been upgraded to a numatic system.



#### Grade 3 Insulation

All 2024 Auto-Sleeper Campervans have achieved Grade 3 classification for heating and thermal insulation.



#### Underfloor LPG Gas Tank

25 litre underfloor mounted LPG gas tank installed, offering hassle free practicality with numerous benefits.

## FUNCTIONALITY MEETS COMFORT

The latest touring technology, fully equipped versatile interior layouts with plenty of space for all of your sports gear; these vehicles are built to take you on your adventure, whether it's a spontaneous surfing trip down to Cornwall or two weeks of excursions in the Peak District.

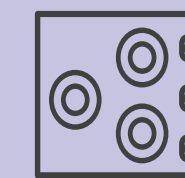
At the end of the day when you return to your campervan you know that the cosy comforts of a hot shower, an evening meal and relaxing furniture await.



# FUEL YOUR ADVENTURE

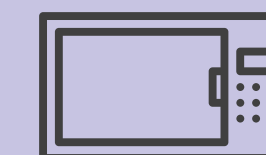
All that adventuring sure can build up an appetite! Fortunately all of our campervans have fully equipped kitchens, with three burner hobs and extractor fan, oven and grill, fridge freezer and microwave so you have all the tools at your disposal to whip up everything from a quick re-fuelling energy snack or a full heart-warming roast dinner with all the trimmings.

Fancy a bit of Alfresco dining? No problem, all our campervans feature external BBQ points so that you can easily hook up your gas BBQ and be cooking for all the family in minutes.



## 3 Burner Hob

Kitchens include a flexible 3 burner hob with separate oven and grill.



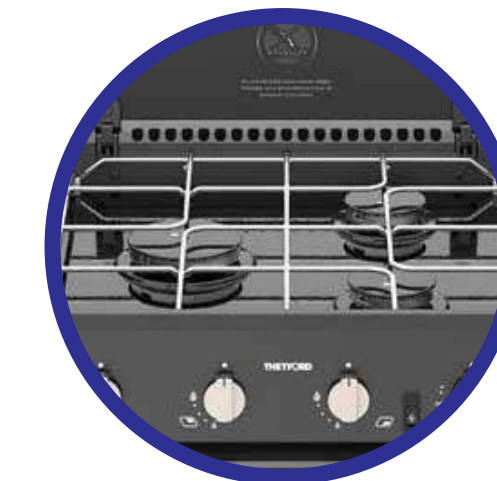
## Microwave Oven

All Camervans feature a 230v Dometic microwave oven for convenient cooking on tour.



## Fridge-Freezer

Keep your food fresh with the large 3 way refrigerator with freezer compartment






# WHAT DREAMS ARE MADE OF...

After a long day exploring your surroundings there's nothing better than relaxing on a comfortable and spacious bed. In the evening when its time to hit the hay, our campervans offer easy, intuitive conversion from lounge seating to sumptuous double and/or single beds depending on model.

Assuming the front lounge is used as the main space for congregating, couples staying in the 4 berth Fairford and Fairford Plus models even have the convenience of leaving the rear double bed made up to save time when the land of nod is calling. For those looking for a van with real luxury, the Kingham model features an opulent fixed French bed.




Premium quality Reflex™ foam in all soft furnishings for ultimate comfort.



## LED Lighting

Create the right atmosphere with energy efficient LED lighting including positionable reading spotlights.



## Reflex™ Foam Upholstery

Premium quality Reflex™ foam in all soft furnishings for ultimate comfort.







## VERSATILE WASH AREAS

Multifunctional washrooms combine a shower and toilet area to save space and offer versatility, the Kemerton XL and Warwick XL models even include separate shower cubicles with an extractor fan. Each provides all the essentials for those

rallying or looking to enjoy the occasional spot of wild camping. Thanks to ducted blown-air outlets and half-length mirrors the campervan washroom also is a great self-contained dressing area when additional privacy is required.

## ROOM FOR ADVENTURE





Surf boards, kayaks and mountain bikes? If you're planning on bringing a lot of equipment with you on tour, no problem, our campervans have got the space you need. These vehicles have been designed from the ground up to allow for optimum internal storage for your kit.





There are also extensive exterior storage options available such as additional rear bike racks and roof rails.





# THE 2024 RANGE

Model	Interior Layout	Dimensions	Weights	Bed Dimensions
Symbol		Length: 5413mm 17'9"	MTPLM: 3300kg	Front Double: 1860 x 1460mm 6'1" x 4'9"
		Width (Mirrors Folded): 2260mm 7'5"	MIRO: 2850kg	Nearside Single: 1940 x 630mm 6'4" x 2'1"
		Height (incl TV Aerial): 2640mm 8'8"	Max User Payload: 450kg	Offside Single: 1715 x 700mm 5'8" x 2'3.5"
Symbol Plus		Length: 5998mm 19'8"	MTPLM: 3500kg	Front Double: 1860 x 1660mm 6'1" x 5'5"
		Width (Mirrors Folded): 2260mm 7'5"	MIRO: 3010kg	Nearside Single: 1800 x 650mm 5'11" x 2'2"
		Height (incl TV Aerial): 2640mm 8'8"	Max User Payload: 490kg	Offside Single: 1920 x 740mm 6'3" x 2'3.5"
Warwick Duo		Length: 5998mm 19'8"	MTPLM: 3500kg	Rear Double: 1870 x 1850mm 6'2" x 6'1"
		Width (Mirrors Folded): 2260mm 7'5"	MIRO: 2892kg	Nearside Single: 1850 x 680mm 6'1" x 2'3"
		Height (incl TV Aerial): 2640mm 8'8"	Max User Payload: 608kg	Offside Single: 1850 x 680mm 6'1" x 2'3"
Fairford		Length: 6363mm 20'11"	MTPLM: 3500kg	Front Double: 1940 x 1340mm 6'4"x4'5"
		Width (Mirrors Folded): 2260mm 7'5"	MIRO: 3111kg	Rear Double: 1870 x 1220mm 6'2" x 4'0"
		Height (incl TV Aerial): 2640mm 8'8"	Max User Payload: 389kg	

Model	Interior Layout	Dimensions	Weights	Bed Dimensions
Fairford Plus		Length: 6363mm 20'11"	MTPLM: 3500kg	Front Double: 1940 x 1340mm 6'4"x4'5"
		Width (Mirrors Folded): 2260mm 7'5"	MIRO: 3111kg	Rear Double: 1870 x 1220mm 6'2" x 4'0"
		Height (incl TV Aerial): 2640mm 8'8"	Max User Payload: 389kg	
Kemerton XL		Length: 6363mm 20'11"	MTPLM: 3500kg	Front Double: 1980 x 1880mm 6'6" x 6'2"
		Width (Mirrors Folded): 2260mm 7'5"	MIRO: 3089kg	Nearside Single: 1980 x 650mm 6'6" x 2'2"
		Height (incl TV Aerial): 2640mm 8'8"	Max User Payload: 411kg	Offside Single: 2050 x 700mm 6'9" x 2'3.5"
Kingham		Length: 6363mm 20'11"	MTPLM: 3500kg	Fixed Double: 1900 x 1200mm 6'3" x 4'0"
		Width (Mirrors Folded): 2260mm 7'5"	MIRO: 3102kg	
		Height (incl TV Aerial): 2640mm 8'8"	Max User Payload: 398kg	
Warwick XL		Length: 6363mm 20'11"	MTPLM: 3500kg	Rear Double: 1870 x 1920mm 6'2" x 6'3"
		Width (Mirrors Folded): 2260mm 7'5"	MIRO: 3066kg	Nearside Single: 1920 x 700mm 6'3" x 2'3.5"
		Height (incl TV Aerial): 2640mm 8'8"	Max User Payload: 434kg	Offside Single: 1920 x 700mm 6'3" x 2'3.5"

FOR FULL VEHICLE SPECIFICATION  
AND 360 TOURS OF THE 2024 RANGE

CLICK HERE



Step inside the latest 2024 models from the comfort of your home thanks to our new 360° tours, now live on the Auto-Sleepers website.



# EXPERIENCE POWER & PERFORMANCE

*The latest in engine technology from Peugeot & Fiat*

## For your infotainment

Make your way to your holiday destination in comfort and with the latest infotainment technology. Auto-Sleepers coachbuilt models feature Integrated Touch Screen Media Consoles with DAB Radio, rear observation cameras and Bluetooth® Connectivity.

## Ultimate Comfort

Every detail of the new 2024 Auto-Sleepers range is designed to bring ultimate comfort to your time spent travelling onboard. 2024 Auto-Sleeper cabs feature supportive captain seats with arm-rests, leather steering wheel, cruise control and cab air-conditioning.

## Safety First

2024 Auto-Sleeper Campervans feature the latest driving technology to keep you as safe as possible out on the road, all models feature:

- ESP/ESC, ABS Brakes with EBA and EBD as standard
- Daytime Running Lights
- Tyre Pressure Sensors
- Pre-Installed S7 Vehicle Tracker
- Rear fog lights
- Driver and passenger airbags

## ZENEC

2024 Auto-Sleepers Coachbuilds built on a Peugeot Chassis Feature the all-new ZENEC Z-N965 DAB+ infotainer with 9" display screen.

Making phone calls, using Google or Apple maps to find a destination, playing music and sending or receiving messages is true mobile convenience made possible with the ZENEC Z-N965 DAB+ infotainer. Control and operate apps either via the device touchscreen or with the Apple Siri or Google's voice assistants.



## CUTTING EDGE ENGINES



Auto-Sleepers 2024 Campervan range motorhomes are fitted with Peugeot's BlueHDi and Fiat's Multijet3 engines both offering the latest generation of fuel and environmentally efficient Diesel engines.



### PEUGEOT (140bhp Manual Gearbox)

Auto-Sleeper Campervans built on the Peugeot Boxer chassis feature 140bhp Euro6D BlueHDi Diesel engines, designed and produced by the PSA Group.

Generated from a world-famous diesel heritage and innovative, automotive engineering excellence, BlueHDi complies with Euro 6 emission standards to deliver a driving experience rich in power and performance but with exceptional fuel economy and CO<sub>2</sub> emissions.



### FIAT (140bhp Manual Gearbox & Optional 140/180bhp Automatic Gearbox)

2024 Auto-Sleeper Fiat models offer top performance, extreme reliability and reduced fuel consumption & CO<sub>2</sub> emission thanks to Fiat's new generation of engines designed specifically for Campervans.

The new Ducato Multijet3 powertrain lineup offers a wide range of choices that makes your journey easier. 2024 models are available with a range of automatic engine options (140hp and 180hp power levels), all with reduced noise level, weight and best-in-class fuel consumption.





# PRACTICAL FEATURES

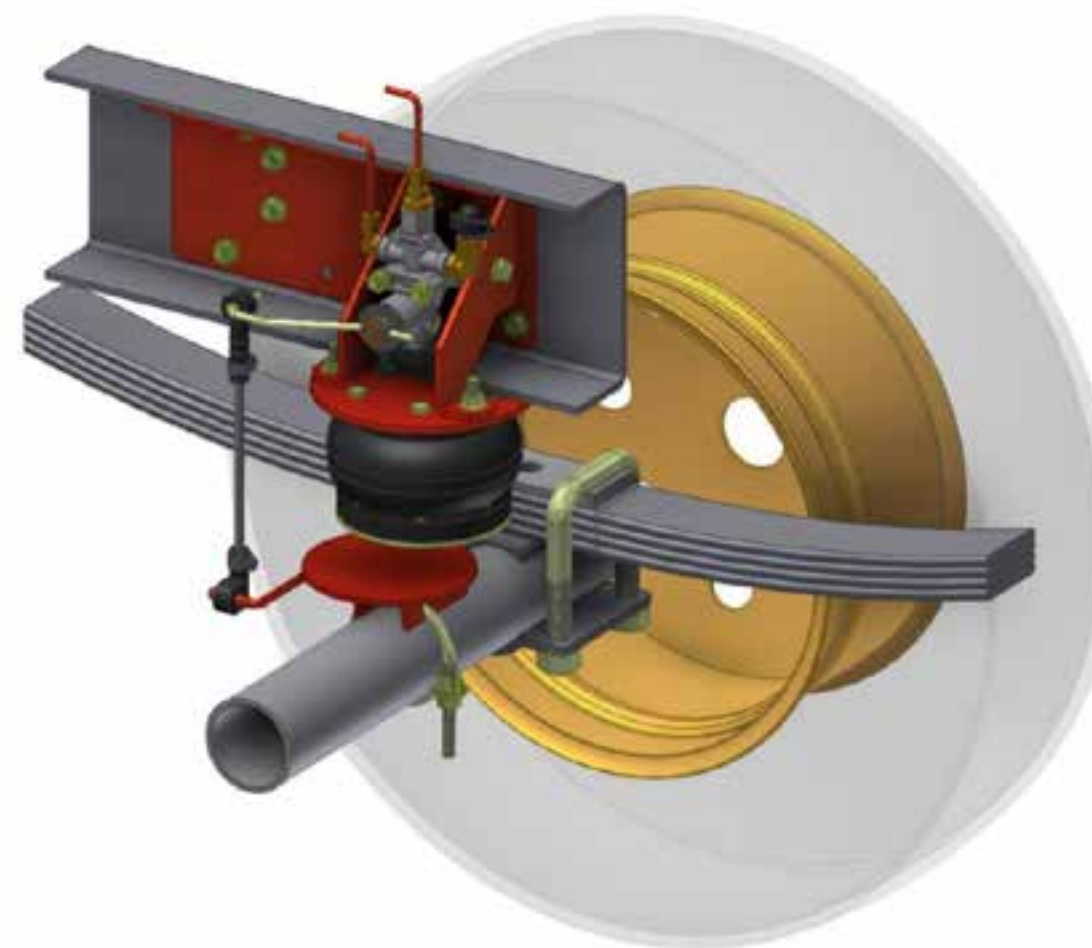
When you venture out in your Auto-Sleeper, our aim is not only to provide you with features that offer opulent luxury and comfort, but that are also practical and useful to maximise your holiday enjoyment every time you travel.

Our expert motorhome designers have designed the internal layouts of our motorhomes to optimise efficiency of the living spaces; balancing freedom of movement with storage of equipment and features.

To complement the design of the space, Auto-Sleepers install the finest materials and equipment to produce leisure vehicles of the highest standard.

To create as much internal space as possible, features such as the LPG gas tank and heating systems are mounted underfloor. They are however still easily accessible when required.

To ensure that owners can use their vehicle all year round, every model meets grade 3 classification for thermal insulation, so there's nothing stopping you escaping to the outdoors.



## Top Drive Suspension (Premium Pack Upgrade)

For enhanced performance, the rear axle suspension has been upgraded to a Top Drive semi-air suspension system.

Top Drive Air Suspension is an air assist which will return the ride height to where the manufacturer intended it to be, rather than down on the bump stops. This means your suspension will last longer and save you money in the long run. The lift attained on the suspension positions the shock absorber at the optimum height and therefore improves damping.



## High quality Reflex™ foam upholstery.

Auto-Sleepers soft furnishings are constructed with UK manufacturer Vitafoam's premium quality Reflex™ foam for superior comfort, durability, recovery and service life.



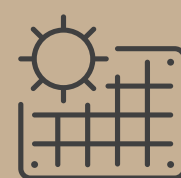
## Spacious storage facilities

To help make the most of your space, our designers have included numerous space saving storage options to securely stow your luggage.



## Dine Al'Fresco!

Feel like making the most of some glorious weather? All Auto-Sleeper models feature external BBQ points for quick and easy outdoor dining.



## 80W Solar Panel

Be more self-sufficient and save money on your next holiday thanks to the included Solar Panel



## All Year Touring

All our 2024 campervans are designed for all year round use - featuring efficient heating systems and excellent thermal insulation.



## Underfloor LPG Gas Tank

25 litre underfloor mounted LPG gas tank installed, offering hassle free practicality with numerous benefits.





5G  
READY  
ANTENNA

## 5G READY WIFI

When you venture out in your Auto-Sleeper, our aim is not only to provide you with features that offer opulent luxury and comfort, but that are also practical and useful to maximise your holiday enjoyment every time you travel.

Our expert motorhome designers have designed the internal layouts of our motorhomes to optimise efficiency of the living spaces; balancing freedom of movement with storage of equipment and features.



## THE LITHIUM DIFFERENCE

Auto-Sleepers are fitted with Lithium iron phosphate leisure batteries (LiFePO4 or LFP) which offer lots of benefits compared to lead-acid batteries. Including, longer life span, extremely safe, lightweight, improved discharge and charge efficiency, all whilst providing a long life span.

- **Heavy on power. Light on weight**  
Compared to lead-acid batteries lithium provides great energy density and are at least half the mass. Go for lithium if you want to reduce concerns about battery weight, performance and size.
- **Long lifetime. Lower costs**  
A huge advantage to lithium technology is the life cycle rating which far surpasses alternative technologies. Lithium batteries operate ten times longer than lead-acid.
- **Quick and efficient**  
Lithium can charge and discharge at a high rate providing maximum versatility. Fast charging minimizes downtime, and lithium's high rate of discharge is perfect for a burst of power.
- **Low self-discharge**  
Lithium batteries have a very low self-discharge rate; <3% per month. Compared to lead-acid this is 10 times lower.
- **Maintenance free**  
Lithium batteries don't require active maintenance to extend their service life and include built in automatic overcharge protection.



### TN Lithium Iron Battery (std)

As standard 2024 Auto-Sleeper models are fitted with 60ah TN Lithium iron phosphate leisure batteries (LiFePO4 or LFP). These are up to 40% lighter than conventional lead acid batteries at just 10.2kg, and using the technology of lithium iron phosphate cell provide superior safety, up to 3000 cycles and 100% Depth Of Discharge, under normal conditions.



### 84ah & 100ah Battery Upgrades

For those who have a need for larger power capacity, 2024 Auto-Sleeper models can be upgraded to higher 84ah and 100ah batteries as cost options. Speak to your Auto-Sleeper dealer for more information.



# THE LATEST TOURING TECHNOLOGY

For 2024, Auto-Sleeper models have been fitted with an exciting range of equipment to further enhance your trips away. Improved Security features, stylish exterior looks, plus be the envy of everyone on the campsite and stream all your favourite media from iPlayer, Netflix and Spotify thanks to internet connections up to 5x stronger than standard mobile connections.



## Whale 6kW space and hot water heaters#

Campervans benefit from the space saving and crucially more efficient underfloor mounted Whale 6kW space heater and an internal Whale hot water heater.



## DAB+ touchscreen infotainer##

This top-class DAB+ infotainer with rear observation camera offers true mobile convenience - calls, messages, Apple CarPlay & Android auto smartphone integration.



## 5G Ready Wifi (SIM card required)

All 2023 Auto-Sleeper campervans are fitted with powerful 5G ready Mobile broadband equipment designed to improve internet connectivity on your touring excursions.



## 80W Solar Panel\*

Be more self-sufficient and save money on your next holiday thanks to the included Solar Panel.



## Teleco Media Pack (optional)

2024 Auto-Sleeper models can benefit from the updated media pack featuring the Teleco 65cm system.



## GPS Sargent S7 Tracker Pre-Installed (£100 Annual Subscription applicable)

Auto-Sleeper motorhomes are protected 24/7 with the Sargent S7 Tracker.



## 19.5" Full HD Smart TV with 2x10W Soundbar

Watch Full HD through your regular aerial or satellite dish without the need for extra equipment and now with integrated Freesat.



## Underfloor Mounted LPG Tank

25 litre underfloor mounted LPG gas tank installed, offering hassle free practicality with numerous benefits



## CRIS VIN CHIP™

VIN CHIP™ is the theft deterrent and identification system for motorhomes. It is unique as it uses both visible and invisible markings containing your Auto-Sleeper's specific 17 digit VIN.



## Truma Aventa Comfort (optional)

Enjoy a pleasant indoor climate thanks to the Truma Aventa Comfort roof-mounted air conditioning system.

\*Premium Pack## Peugeot Chassis models feature the ZENEZ Z-N965 touchscreen. Fiat models feature the Fiat Infotainer.





# SAFE HEATING ON THE MOVE

## DRIVE SAFE REGULATOR

For 2024, all Auto-Sleeper models feature an innovative gas pressure regulator from Truma. It offers its users a safe and convenient supply of gas when on the move. With an integrated gas flow monitor, you can use your liquid gas heater whilst driving.

How safe is it to operate a gas system for heating while you are on the move? Truma has the answer: for years, we have been further developing technical standards for protective devices that enable heating whilst driving; and now we have also incorporated a crash sensor into our new generation of gas pressure regulation systems. This sensor even responds to

accidents that take place at low impact speeds of 10mph, closing the gas supply before damage can be caused to the lines or devices.

So you can arrive at your destination with everyone feeling relaxed, reassured, and safe. Truma gas pressure regulation systems offer everything required to ensure safe heating on the move, throughout the whole of Europe.

For further information on Truma products please:

[CLICK HERE](#)


For everyone who chooses Truma – valid only when used with our regulators, filters and hoses. Register now at [www.truma.com/regulatorwarranty](http://www.truma.com/regulatorwarranty)

# MORE COMFORT ON TOUR WITH TRUMA



## AVENTA AIR COMPACT PLUS CONDITIONING SYSTEM

All Auto-Sleepers have the option of having an Aventa Compact Plus Conditioning system installed. The Truma roof air conditioner excels with its performance power – Although being especially efficient and economical in consumption the Aventa turns the vehicles into a feel good zone thanks to its high performance. The powerful cooling capacity ensures this on hot summer days. In cool nights the economical heat pump function (2 ventilation steps) for pleasant temperatures. At the same time the air is not only

dehumidified, but also cleaned by a new honeycombed air filter.

The integrated sleep-mode reduces speed of the ventilator in the night and so by very silent air distribution a particular smooth running of the air conditioner is achieved. The single adjustable air-outlets offer various possibilities to dispense the conditioned air in the vehicle.





## AUTO-SLEEPERS GO

UTILITY MANAGEMENT SYSTEM



### EASY ACCESS CONTROLS

Rest easy knowing that your Auto-Sleeper motorhome is equipped with the advanced Auto-Sleepers GO! Utility Management System (UMS). But what exactly is it? The Auto-Sleepers GO! UMS seamlessly integrates cutting-edge electrical systems from the innovative UK electrical manufacturer, Sargent, and heating systems from renowned manufacturers such as Truma (for Coachbuilt models), Whale (for Campervan models), and Alde (M-Star). Designed to centralize the controls for all your on-board leisure facilities, the UMS ensures easy and intuitive management. Moreover, the inclusion of Sargent's CAT6 vehicle tracker, accessible remotely through 'Auto-Sleepers LOCATE,' provides you with the peace of mind that your motorhome is secure.

### MANAGE YOUR ONBOARD SYSTEMS

The LCD touch-screen control panel allows you to easily monitor and control your motorhome's on-board systems. This functional all-in-one panel makes it simple to manage your lighting, battery and water so that you can spend more time enjoying your trips away.

### TEMPERATURE CONTROL

Campervan models are fitted with the Whale Duo Control Panel. The intuitive design and easy to use control interface of the panel integrates space and water heating controls into one control panel.

### LOCATION TRACKER

Check the location of your motorhome and see the location of all Auto-Sleeper approved dealer workshops using Sargent's Auto-Sleeper Locate function..

For more information on Auto-Sleepers Locate please:

[CLICK HERE](#)



# HAVE IT YOUR WAY

Auto-Sleepers have been hand-crafting motorhomes to stand the test of time for over 60 years and we believe that your motorhome should be tailored to be exactly how you want it. That's why we offer numerous personalisation options to enable you to customise your vehicle to meet your requirements.

## EXTERNAL CAB COLOUR

Campervans exterior cabs come in 'Artense Grey' as standard' however there are 4 colour options available to choose from. Speak to your dealer for more information.

ARTENSE GREY (METALLIC)



IRON GREY (METALLIC) (LIMITED STOCK)



THUNDER/LANZAROTE GREY  
(PEUGEOT/FIAT) (SPECIAL SOLID)



EXPEDITION GREY (SPECIAL SOLID)






# FABRIC OPTIONS


Every Auto-Sleeper Campervan comes with a choice of colourways from the latest range of hand-picked Belgian 'Pamplona Gris' and 'Vogue Grey', fabrics, providing a luxurious finish for that added personal touch.

PAMPLONA GRIS





TRIM OPTIONS

INDIGO






AZUL





VOGUE GREY





# THULE LOADING BARS

Campervans have the option of being fitted with Thule load bearing rails, perfect for transporting large sporting equipment. Installed as standard on the Fairford Plus.

# SEAT BELT SAFETY

Seat belts for the front cab seats in motorhomes have always been installed by the base vehicle manufacturer since the law required them to do so and wearing them is a legal requirement whenever the vehicle is being driven.

However, seat belts in the rear of a motorhome are more complicated; where a designated travelling seat is available it must be used, however, where

there isn't one it's not illegal to travel in the rear without wearing one at present, although this could well change in the future.

In the interests of everyone's safety and peace of mind, Auto-Sleepers always recommend when travelling in the rear of a motorhome, it should be in a designated travelling seat with the three point seat-belts in use. Please note that adding optional

seatbelts reduces vehicle payload by 40kg.

Look out for the red seat-belt symbol next to the layout to indicate the availability of designated rear travel seats which have been tested and approved as fully compliant with European whole vehicle type approval for your total safety and peace of mind.

Situation	Front Seat	Rear Seat	Responsibility
Driver	Seat belt must be worn if fitted	-	Driver
Child under 3 years of age	Seat belt must be worn if fitted	Correct child restraint must be used	Driver
Child from 3rd birthday up to 135cm in height or 12 <sup>th</sup> birthday, whichever they reach first.	Correct child restraint must be used	Correct child restraint must be used where seat belts are fitted. Must use adult belt in rear seat if correct child restraint is not available.	Driver
Child 12 or 13 years of age or over 135cm in height	Seat belt must be worn if fitted	Seat belt must be worn if fitted	Driver
Adult passengers	Seat belt must be worn if fitted	Seat belt must be worn if fitted	Passenger



**Diamondbrite®**  
PROTECT | CLEAN | CARE

# LEISURE VEHICLE PROTECTION

GUARANTEED FOR A LIFETIME

[diamondbrite.co.uk](https://diamondbrite.co.uk)



Proud to be a  
**BRITISH MANUFACTURER**

#TimeToShine

## ULTIMATE PROTECTION

FOR PAINT, FABRIC  
AND LEATHER

### KEEP THE LOOK

- Fade resistant
- Maintain that 'showroom' finish

### SAVE TIME AND EFFORT



- Easier and quicker to clean
- No need to polish your Caravan, Motorhome or Campervan ever again

### SAVE MONEY AND MAKE MONEY

- Spend less on cleaning products
- Increase your vehicle's resale value

### PEACE OF MIND

- Protect your pride and joy
- Used and approved by leading Caravan and Motorhome manufacturers



[CLICK HERE FOR MORE INFORMATION](#)





# JOIN THE CLUB

[www.asoc.uk.com](http://www.asoc.uk.com)

The Auto-Sleepers Owners' Club was formed in 1989 and now has a membership exceeding 2,400. Closely allied with the Company, membership of the Club is open to all Auto-Sleepers owners.

Benefits include a monthly newsletter and rallies throughout the year, both at home and abroad. Enquiry forms are available through the Company or by visiting the club website.





# AVTEX TV & SOUNDBAR

## SMART ENTERTAINMENT

2024 Auto-Sleeper models feature the new Avtex fully loaded Smart W195TS television and SB195BT soundbar. Connect the W195TS to the internet and discover a whole new world of entertainment from premium streaming services such as Netflix, Amazon Prime, Disney+, iPlayer, Now TV, Sky Store, YouTube and much more. Pair via Bluetooth connection to the SB195BT to immerse yourself in deep, rich velvety tones (other Bluetooth enabled devices are compatible).

Watch Full HD through your regular aerial or satellite dish without the need for extra equipment and now with integrated Freesat enjoy a full 7 day programme guide on both terrestrial and satellite platforms.

## KEY FEATURES:

- 19.5" Full HD Smart TV with Built-in FreeSat Satellite decoder with 7 day EPG
- Ultra compact edge-to-edge design
- Bluetooth connectivity
- Wi-Fi built-in 2.4 & 5Ghz
- Wirelessly cast from your mobile devices (both Android and iOS (Apple devices))
- Timer record from programme guide (EPG)
- Pause/playback live TV Instant record to external HDD
- Voice control (optional with magic remote)
- 240v AC / 12v/24v DC



# MEDIA PACK (OPTIONAL)

## HOME ENTERTAINMENT ON THE MOVE

Press and go, the convenience of having all your TV channels ready to watch in an instant with the Auto-Sleepers' Media Pack. The pack features the Telesat BT Automatic Satellite System, a versatile satellite system providing you with TV and radio coverage throughout the UK and Europe.

## FULLY AUTOMATIC

Automatic Satellite Antenna HD with 16 saved Satellites. Equipped with DVB-S2 control unit with OLED display and 2 keys to start a satellite search or lower the dish. Can also be controlled via Bluetooth from your Smartphone via the TELECO App.

## KEY FEATURES:

- This latest model is equipped with a 2 position unit Astra 1 (19.2°E), Astra 2 (28°E)
- Twin LNB as Standard. For use with PVR's, SKY+™ or 2 receivers in different locations
- Fully Automatic: Includes a compact control box to automatically locate the correct satellite with a single button-press
- Clear and easy to use DVB-S2 control unit with OLED display
- Powered by your receiver
- A 65cm offset dish giving this satellite an increased range
- All weather resistant and robust casing
- Complete with operation manual & set up guide
- Compatible with any SD/HD Free to air satellite receiver
- Safety system with automatic closing of the antenna at vehicle start



# TELECO



# SERVICE YOU CAN COUNT ON

The Auto-Sleeper Service Centre caters specifically for the needs of the motorhome, campervan and caravan owner. Located around the corner from the Auto-Sleeper factory in Willersey, near Evesham, Worcestershire. We offer annual habitation checks, accessories and modifications. Additionally, we can also offer motorhome, caravan and campervan repairs, accident or insurance claims.

The Service Centre technicians have many years' service with the company and are fully trained. Although specialising in Auto-Sleeper models, work can be carried out on any type of vehicle or caravan irrespective of make

but please note we are unable to undertake warranty work on other manufacturers vehicles.

The habitation check covers the motorhomes/ caravan chassis, body, fixtures, fittings and include full gas and electric system checks. Base vehicle servicing and Mot's can be arranged off site if necessary.

Dedicated to customer care, the Service Centre offers a comfortable waiting room, refreshments and mains hook-ups for an overnight stay.

## GET IN TOUCH

### Service Opening Hours:

Mon - Thurs : 7:30am - 5pm

Fri: 7.30am-3pm

Sat-Sun: Closed

### Service Department

+44 (0) 1386 853511

### Parts Department

+44 (0) 1386 842630

## AUTO-SLEEPERS PARTS DEPARTMENT

The Auto-Sleepers Parts Department aims to provide parts for Auto-Sleepers old and new. When contacting this Department, customers should have to hand the Auto-Sleepers production number of their vehicle (this can be found in the vehicle glovebox). We endeavour to provide parts for older vehicles, but are unable to guarantee to supply parts that are no longer manufactured by our suppliers.

TO FIND OUT MORE ABOUT MOTORHOME OR CARAVAN SERVICING PLEASE:

[CLICK HERE](#)

TO FIND OUT MORE INFORMATION ABOUT PARTS ENQUIRIES PLEASE:

[CLICK HERE](#)



# AUTO-SLEEPERS MOTORHOME WARRANTY

You can be confident about owning an Auto-Sleeper, because we are confident about the way in which we build them. The conversion work of every Auto-Sleeper is covered by our own three year warranty\* scheme plus and an additional three year water ingress warranty\*. The cover is not restricted to mileage and protects all aspects of the motorhome.

\*Terms and conditions apply, please refer to your handbook for further information.



## PEUGEOT WARRANTY

All motorhomes first registered in the UK and purchased from a UK Peugeot Approved Manufacturer benefit from a Peugeot 3 Year unlimited mileage warranty and an 3 year paint guarantee provided by the Peugeot Dealer Network in the UK.

This additional warranty carries a mileage limit of 100,000 miles from first registration and is dependent upon the manufacturer's recommended servicing being carried out at the specified time or distance intervals. For full terms and conditions, please consult your Peugeot Dealer in the UK.

### Peugeot Assist

All new Peugeot motorhomes come with 3 years' Peugeot Assistance - breakdown assistance service.

Peugeot Assistance includes:

- European cover
- Homestart
- Roadside assistance
- Vehicle recovery
- Free replacement car or hotel accommodation if required.

For this service call 00800 08082424



## FIAT WARRANTY

Fiat provides a manufacturer's warranty for the base vehicle (as supplied to Auto-Sleepers) for a period of two years. For any issues with the base vehicle please contact your local Fiat dealer.

Your base vehicle warranty is subject to the terms and conditions contained in the respective chassis manufacturers' service literature. Your vehicle must be serviced in accordance with the chassis manufacturer's requirements.

### Fiat Camper Assistance

All new Fiat motorhomes come with Fiat Camper Assistance the dedicated roadside assistance service for Fiat motorhome owners. Owners of Fiat motorhomes can benefit from the following:

- 1500 service centres throughout Europe
- Roadside assistance 24 hours a day
- Fiat Customer Care Call Centre.

For this service call the universal multilingual telephone number 00800 3428 1111# - for Ducato motorhome owners (even those with older models) in 13 languages and available in 44 countries.

Services include:

- Information (also to callers who are not Ducato customers)
- Customer Care
- Roadside assistance for Ducato customers, 24 hours a day, 7 days a week. An alternative number is also available: +39 0244412160.

# free depending on country and operator.



# CAMPERVANS - Weights and Dimensions Overview

MODEL	FIAT / PEUGEOT							
	Symbol	Symbol Plus	Warwick Duo	Fairford	Fairford Plus	K'ton XL	Kingham	Warwick XL
ENGINE	165bhp	165bhp	165bhp	165bhp	165bhp	165bhp	165bhp	165bhp
Roof profile (low or overcab)	-	-	-	-	-	-	-	-
Designated Passenger Seats (excl. driver )	2	2	1	3	3	2	1	1
Berths (sleeping positions)	2	2	2	4	4	2	2	2
Overall Length	5413mm 17'9"	5998mm 19'8"	5998mm 19'8"	6363mm 20'11"	6363mm 20'11"	6363mm 20'11"	6363mm 20'11"	6363mm 20'11"
Overall Width (mirrors folded)	2260mm 7'5"	2260mm 7'5"	2260mm 7'5"	2260mm 7'5"	2260mm 7'5"	2260mm 7'5"	2260mm 7'5"	2260mm 7'5"
Overall Width (mirrors extended)	2508mm 8'3"	2508mm 8'3"	2508mm 8'3"	2508mm 8'3"	2508mm 8'3"	2508mm 8'3"	2508mm 8'3"	2508mm 8'3"
Overall Height (incl TV aerial)	2640mm 8'8"	2640mm 8'8"	2640mm 8'8"	2640mm 8'8"	2640mm 8'8"	2640mm 8'8"	2640mm 8'8"	2640mm 8'8"
Internal Height (max)	1900mm 6'3"	1900mm 6'3"	1900mm 6'3"	1900mm 6'3"	1900mm 6'3"	1900mm 6'3"	1900mm 6'3"	1900mm 6'3"
Maximum Permissible Laden Mass (a) in kg	3300	3500	3500	3500	3500	3500	3500	3500
Mass in Running Order (b) in kg	2850	3010	2892	3111	3111	3089	3102	3066
Maximum User Payload (c) (c=a-b) in kg	450	490	608	389	389	411	398	434
Essential Habitation Equipment (d) in kg	10	10	10	10	10	10	10	10
Fresh Water Tank Size/ Waste Water Tank Size	69 litres/ 40 litres	69 litres/ 40 litres	69 litres/ 40 litres	69litres/ 40 litres	69litres/ 40 litres	69 litres/ 40 litres	69 litres/ 40 litres	69 litres/ 40 litres
Premium Pack Weight in kg	40	40	40	40	40	40	40	40
Media Pack Weight in kg	16	16	16	16	16	16	16	16
Bed Sizes								
Front Double	1860 x 1460mm 6'1" x 4'9"	1860 x 1660mm 6'1" x 5'5"	-	1940 x 1340mm 6'4"x4'5"	1940 x 1340mm 6'4"x4'5"	1980 x 1880mm 6'6" x 6'2"	-	-
Rear Double	-	-	1870 x 1850mm 6'2" x 6'1"	1870 x 1220mm 6'2" x 4'0"	1870 x 1220mm 6'2" x 4'0"	-	1900 x 1200mm 6'3" x 4'0"	1870 x 1920mm 6'2" x 6'3"
Nearside Single	1940 x 630mm 6'4" x 2'1"	1800 x 650mm 5'11" x 2'2"	1850 x 680mm 6'1" x 2'3"	-	-	1980 x 650mm 6'6" x 2'2"	-	1920 x 700mm 6'3" x 2'3.5"
Offside Single	1715 x 700mm 5'8" x 2'3.5"	1920 x 740mm 6'3" x 2'3.5"	1850 x 680mm 6'1" x 2'3"	-	-	2050 x 700mm 6'9" x 2'3.5"	-	1920 x 700mm 6'3" x 2'3.5"

**Please Note:** The MRO is is the mass of the unladen vehicle, including an allowance for the driver (assumed 75 kg) and a 90% full fuel tank. The MRO is calculated with the fresh water tank empty. If you travel with water in the freshwater tank then the User Payload will reduce accordingly. The optional automatic gearbox on the Fiat chassis will increase the MRO by 50 kg and therefore reducing the user payload by the same amount.All masses and weights are subject to a tolerance of +/-5% complying with the European Directive 1230/2012. All motorhomes in this brochure conform to the European Standards

for Motorhomes: EN1646 -1, EN 721, EN1949 and EN 1648-2. They have also been granted European Whole Vehicle Type Approval to EC Directive 2007/46. We would strongly advise against modifying vehicles in any way that could affect the validity of these Standards or Directives.

- The Maximum User Payload includes:
- Conventional load, is the allowance for passengers
  - Essential habitation equipment includes items and/or fluids required for safe and proper functioning of the habitation equipment.Optional equipment is items available from the manufacturer over and above the standard specification.
  - Personal effects, items not effected by the above.



# CAMPERVANS - Standard & Optional Equipment Overview

## Base Vehicle Specification

- Fiat Ducato or Peugeot Boxer Turbo Diesel 140bhp Euro 6.D manual engine
  - Optional Fiat Ducato automatic engines#
  - Glide-Rite semi-air suspension system installed\*
  - Sargent CAT6 and S7 Vehicle Tracker pre-installed (£100 Annual Subscription Applicable)
  - ESP, ABS brakes with EBA, EBSD as standard
  - Alloy wheels\*
  - Cruise control\*
- Integrated touch screen media console with DAB radio and Bluetooth® connectivity, adjustable screen positioning with Apple CarPlay & Android auto smartphone integration & steering wheel controls\*
  - Cab air conditioning\*
  - USB and Auxiliary input sockets
  - Single key central locking for all doors
  - Driver and passenger airbags
  - Driver and passenger captain seats
  - Power assisted steering
- Electrically heated and adjustable door mirrors
  - Electric cab windows
  - 12v socket
  - UV filtering tinted glass
  - Spare wheel & carrier with remote tyre pressure valve
  - Daytime running lights
  - Rear fog lights

## Exterior General

- Four body colours to choose from including 1 metallic paint colours
  - Colour co-ordinated front bumper
  - Athermically treated privacy glass with concertina blinds & flyscreens
  - Space saving 25 litre under floor mounted LPG gas tank fitted with LED level gauge
  - CRIS security chip
- Colour reversing camera\*
  - 100W solar panel\*
  - LED strip awning light
  - Maxview Gazelle Pro (MK2) Mobile TV Aerial
  - Thule roof mounted canopy awning\*
  - Thule Rear Awning# (Fairford Plus standard)
- External TV socket
  - External gas BBQ point
  - External 230v mains socket
  - Styling longitudinal roof bars
  - Thule load bearing rails# (Fairford Plus standard)
  - Electric slide-out entrance step with auto retract on engine star

## Interior General

- Luxurious Limewash furniture with chrome fixtures and fittings
  - Panoramic opening rooflight
  - Privacy blinds & flyscreen's to all opening windows
  - Choice of Designer 'Pamplona Gris' and 'Vogue Grey' fabrics providing luxurious interior soft furnishings
  - High quality Reflex™ foam upholstery
  - Colour co-ordinated habitation curtains with tiebacks and scatter cushions
  - Memory foam mattress
  - Removable interior carpets including the cab
- Avtex 19.5" full HD smart TV with built in Freesat decoder
  - SB19SBT 2x10W detachable soundbar
  - LED spotlights and roof lighting with a power saving of up to 70%
  - Scatter cushions
  - Fire extinguisher
  - Swivel cab seats on all front lounge models (except Warwick XL)
  - Swivel Passenger seat
  - Gas strut assisted bed tops and drop down access door to under seat storage space
- Avtex AMR985 Wifi Dual Sim Router and 5G compatible antenna system (SIM card required)
  - Over-cab storage compartment
  - Spacious wardrobe
  - Range of high & low level storage lockers
  - Cocktail cabinet with crystal wine glasses
  - Smoke and carbon monoxide alarms
  - Freestanding and/or single leg tables
  - Low level LED lighting in the elevated cab step fascia

## Electrics • Plumbing

- Sargent EC700 electrical system with NEW EC900 LCD control panel
- Split charged leisure battery
- Four 230v sockets
- Two 12v sockets
- Whale underfloor mounted blown air central heating and Whale dual fuel water heater
- Truma Aventa Compact Plus air-conditioning#
- 69 Litre fresh water tank
- 40 Litre waste water tank
- Large bore waste pipework for efficient drainage
- Whale auto-fill & separate manual filler for fresh water tank
- Drive Safe Regulator
- 100ah Lithium Battery

## • Kitchen

- Spacious and fully equipped with large slide out additional work surface
- Hob with 3 gas burners and plus separate oven and grill
- Dometic microwave oven
- Large compressor refrigerator with freezer compartment
- Kitchen centre sink incorporating draining board and cutlery drying rack
- 12v extractor fan with down-lighters
- Cutlery drawer
- Kitchen roll holder
- Melamine crockery set

## Bathroom

- Combined shower and toilet compartment
- Vanity cupboard with mirrors
- Separate shower cubicle (Warwick XL & Kemerton XL)
- Chrome fixtures and fittings
- Storage cupboard
- Electric flush cassette toilet
- Anti slip shower mat
- Ducted blown air outlet
- LED lighting
- Roof vent with flyscreen

## OPTIONAL UPGRADES

### Premium Pack

- Alloy wheels
- Thule canopy awning
- Reversing camera
- 100W solar panel
- Concertina cab blinds in lieu of cab curtains
- Fresh & waste water tank heater blankets
- Wheel arch insulation blankets
- Truma combi heater upgrade
- Cab air conditioning
- Cruise control
- Spare wheel with carrier
- Integrated Touchscreen Console - DAB with Apple CarPlay / Android Auto

### Media Pack

- Teleco 65cm Automatic Satellite System;
  - Fully Automatic Tuning
  - Receives transmissions from Astra 1, Astra 2, Astra 3 and Hotbird
  - Compatible with any SD/HD Free to air satellite receivers

### Truma A/C Climate Control (Mercedes Coachbuilt Delete Option)

\*Premium pack #Optional ##Bumper only on Fiat Ducato chassis