



Auto-Sleepers

Motorhomes of Excellence

MERCEDES COACHBUILTS TIME TO EXPLORE

Mercedes is justly held in high regard for its engineering pedigree and the Mercedes chassis has been designed for luxury Motorhomes and campers, making Mercedes the perfect partner to form the foundation of our Flagship Motorhome range.



FLAGSHIP RANGE

Lavish styling combined with exceptional specification and unrivalled driving performance all built on the Mercedes motorhome chassis for the ultimate in touring luxury. All Mercedes Coachbuilds come with the option of having the best fully automatic gearbox available on a motorhome.



Models

5

Min Berth



Max Berth



LUXURY AT ITS VERY BEST

For those looking for the ultimate in opulent Touring Luxury look no further than the Auto-Sleepers' Mercedes coachbuilt range; these models have been fully optimised to offer unparalleled comfort, with features including beech sprung slats on beds, reflex foam

upholstery, touch-screen displays, GRP interior walls, habitation air conditioning amongst many more as standard. As with all Auto-Sleeper Coachbuilds, the Mercedes range is Grade 3 insulated, meaning it's the ideal luxury home-from-home all year round.



Truma Aventa Comfort

Enjoy a pleasant indoor climate thanks to the Truma Aventa Comfort Plus roof-mounted air conditioning system.



Grade 3 Insulation

All 2024 Auto-Sleeper Coachbuilds have achieved Grade 3 classification for heating and thermal insulation.



Underfloor LPG Gas Tank

25 litre underfloor mounted LPG gas tank installed, offering hassle free practicality with numerous benefits.

ULTIMATE LUXURY

Mercedes is justly held in high regard for its engineering pedigree and the Mercedes chassis has been designed for luxury Motorhomes and campers, making Mercedes the perfect partner to form the foundation of our Flagship Motorhome range.

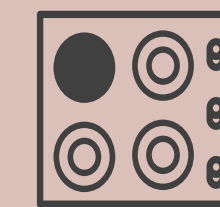


Above: Auto-Sleeper interiors combine touring practicality with luxurious upholstery and expert craftsmanship **Top Left:** A cocktail cabinet with crystal wine glasses as standard. **Lower Left:** Auto-Sleeper interiors have been designed to provide optimum use of space for storing all of your touring equipment and luggage.

READY, STEADY, COOK!

The fully equipped kitchens deliver all the space and equipment you need on your trips away, so whether you're frying up some bacon and eggs, cooking a spaghetti bolognese or a delicious Sunday roast; you'll be able to do it all.

Standard equipment includes Thetford cooker with dual-fuel hob and separate oven and grill, stainless steel sinks, Dometic fridge/freezers, microwave and hob extractor.



Dual Fuel Hob

Kitchens include a flexible dual-fuel hob with separate oven and grill



Microwave Oven

All Coachbuilds feature a 230v Dometic microwave oven for convenient cooking on tour.



Fridge-Freezer

Keep your food fresh with the large 3 way refrigerator with freezer compartment



Auto-Sleeper kitchens are fully equipped with everything you need to cook even the most extravagant of meals






RELAX AND UNWIND


Auto-Sleepers Mercedes range of motorhomes come in a variety of sizes and layouts, all offering that all important place to relax and unwind. Each and every model features high quality Reflex™ foam upholstery in 'Pamplona Trigo', 'Pamplona Azul' or 'Vogue Pebble' trims. Colour co-ordinated habitation curtains including tiebacks and scatter cushions help to complete the luxury feel inside your new motorhome.

Energy Efficient LED lighting is fitted throughout adding to the relaxed atmosphere inside. Truma habitation air conditioning is also fitted as standard allowing you to cool down or warm up in comfort all year round.



LED Lighting

Create the right atmosphere with energy efficient LED lighting including positionable reading spotlights.



Reflex™ Foam Upholstery

Premium quality Reflex™ foam in all soft furnishings for ultimate comfort.



SPECTACULAR SHOWERING

Luxury isn't just confined to the kitchens and living areas of the Mercedes range of motorhomes, each and every washroom has been designed to utilise every inch of practical space. Combined shower and toilet washrooms feature either a unique swing wall design or separate shower cubicle depending on model chosen, and are completed by an electric flush cassette toilet with separate header tank.

Added luxury comes in the form of vanity cupboards with mirrors, chrome fixtures and fittings, storage cupboards, ducted blown air heating outlets, opening roof vents and LED lighting as standard.



Combined Shower & Toilet Compartments

Bourton models feature space-saving multi-function washroom unit providing all the bathing essentials



Separate Shower Cubicle Options

For added hotel chic, the Malvern, Winchcombe, Burford and Burford Duo feature a separate shower cubicle



AMAZING STORAGE SPACE






Every inch has been utilised to maximise useful interior and exterior storage solutions within the Mercedes motorhome range. The designers at Auto-Sleepers have years of experience behind them and put great time, care and effort into designing solutions that work. Every model features spacious wardrobes, seat tops on gas struts and drop down access door to under-seat benches, over-cab storage compartments, range of high level lockers, slide out table storage, as well as large external under-floor mounted skirt lockers for those wet muddy essentials.



THE 2024 RANGE

FOR FULL VEHICLE
SPECIFICATION
AND 360 TOURS OF
THE 2024 RANGE

CLICK HERE

Model	Interior Layout	Dimensions	Weights	Bed Dimensions
Bourton		Length: 6445mm 21'1"	MTPLM: 3500kg	Front Double: 2100x1920mm 6'11" x 6'4"
		Width (Mirrors Folded): 2260mm 7'5"	MIRO: 2980kg	Nearside Single: 1920 x 730mm 6'3.5" x 2'4.5"
		Height (incl TV Aerial): 2900mm 9'6"	Max User Payload: 520kg	Offside Single: 1920 x 730mm 6'3.5" x 2'4.5"
Winchcombe		Length: 7330mm 24'1"	MTPLM: 4100kg	Front Double: 2210 x 1270mm 7'3" x 4'2"
		Width (Mirrors Folded): 2350mm 7'9"	MIRO: 3235kg	Nearside Single: 1940 x 700mm 6'4" x 2'3.5"
		Height (incl TV Aerial): 2900mm 9'6"	Max User Payload: 865kg	Offside Single: 1900 x 700mm 6'3" x 2'3.5"
Malvern		Length: 7330mm 24'1"	MTPLM: 4100kg	Front Double: 2210 x 1220mm 7'3" x 4'0"
		Width (Mirrors Folded): 2350mm 7'9"	MIRO: 3218kg	6'6" x 4'6"
		Height (incl TV Aerial): 2900mm 9'6"	Max User Payload: 882kg	Rear Double: 1980 x 1370mm 6'6" x 4'6"
Burford		Length: 7920mm 26'0"	MTPLM: 4100kg	Front Double: 2210 x 1220mm 7'3" x 4'0"
		Width (Mirrors Folded): 2350mm 7'9"	MIRO: 3450kg	
		Height (incl TV Aerial): 2900mm 9'6"	Max User Payload: 650kg	Rear Double: 1860 x 1300mm 6'1" x 4'3"
Burford Duo		Length: 7920mm 26'0"	MTPLM: 4100kg	Front Double: 2210 x 1220mm 7'3" x 4'0"
		Width (Mirrors Folded): 2350mm 7'9"	MIRO: 3380kg	Nearside Single: 1860 x 780mm 6'1" x 2'7"
		Height (incl TV Aerial): 2900mm 9'6"	Max User Payload: 720kg	Offside Single: 1860 x 780mm 6'1" x 2'7"



Step inside the latest
2024 models from the
comfort of your home
thanks to our new 360°
tours, now live on the
Auto-Sleepers website.

BORN TO RUN

The Best Sprinter Of All Time

IMPRESSIVE SPECIFICATION

Take your adventures to the next level with the Mercedes-Benz Sprinter.

The 2024 Auto-Sleeper Mercedes-Benz range is built on the latest Sprinter Chassis; The most intelligent, powerfully connected van the world has ever seen. The result of Mercedes' continuous development process ensures that the new class leading Sprinter is even more advanced, even more flexible, even safer and even more economical.

Under the hood of the Mercedes range is more versatile than ever, with the 9-speed automatic transmission increasing efficiency and payload.

On the road your safety is paramount, thankfully the

new Sprinter leads the way when it comes to safety and security, with a powerful suite of standard features – including Active Brake Assist as well as a reassuring double lock and visible VIN.

Every Auto-Sleeper Mercedes Coachbuilt features State-of-the-art MBUX (Mercedes-Benz User Experience) technology in the Sprinter cab. Fitted as standard with a high resolution 7-inch touchscreen, it offers intuitive touch control and enables Mercedes PRO connect services.

Choose a Coachbuilt on a Sprinter chassis and benefit from an enhanced cab environment filled with impressive specification – and keep your adventures moving

EVEN BETTER FEATURES



Keyless Start

Start your vehicle at the push of a button.



Electric Parking Brake

Parking brake operated simply and conveniently via a button.



MBUX

The state-of-the-art MBUX technology comes as standard in every Sprinter featuring a high resolution 7-inch touchscreen.



Multi-Function Steering Wheel with Gearshift Paddles

All controls, all in one place, for a streamlined cabin and safe operation while driving.



Crosswind Assist & Adaptive ESP®

Our Mercedes Coachbuilds feature the latest technology to help keep you safe on the road.



Smart Connectivity

Connect your MBUX to the latest Apple CarPlay, Android Auto, and Mercedes PRO connect services..



DAB Radio

The Sprinter receives DAB and analogue radio as standard.



3rd Generation SCR Emission Control System

Stringent Euro 6 emissions standard is met with the aid of the SCR (Selective Catalytic Reduction) technology.

PRACTICAL FEATURES

When you venture out in your Auto-Sleeper, our aim is not only to provide you with features that offer opulent luxury and comfort, but that are also practical and useful to maximise your holiday enjoyment every time you travel.

Our expert motorhome designers have designed the internal layouts of our motorhomes to optimise efficiency of the living spaces; balancing freedom of movement with storage of equipment and features.

To complement the design of the space, Auto-Sleepers install the finest materials and equipment to produce leisure vehicles of the highest standard.

To create as much internal space as possible, features such as the LPG gas tank and heating systems are mounted underfloor. They are however still easily accessible when required.

To ensure that owners can use their vehicle all year round, every model meets grade 3 classification for thermal insulation, so there's nothing stopping you escaping to the outdoors.




Metalarte habitation door with sliding flyscreen door

Auto-Sleeper Coachbuilds are fitted with a safe and secure exterior habitation door featuring single key locking. For added comfort and hygiene, these doors are also fitted with a useful pleated-mesh flyscreen to help keep annoying pests out of your living area.



High quality Reflex™ foam upholstery.

Auto-Sleepers soft furnishings are constructed with UK manufacturer Vitafoam's premium quality Reflex™ foam for superior comfort, durability, recovery and service life.



Spacious storage facilities

To help make the most of your space, our designers have included numerous space saving storage options to securely stow your luggage.



Dine Al'Fresco!

Feel like making the most of some glorious weather? All Auto-Sleeper models feature external BBQ points for quick and easy outdoor dining.



80W Solar Panel

Be more self-sufficient and save money on your next holiday thanks to the included Solar Panel



Grade 3 Insulation

All 2024 Auto-Sleeper Coachbuilds have achieved Grade 3 classification for heating and thermal insulation.



Underfloor LPG Gas Tank

25 litre underfloor mounted LPG gas tank installed, offering hassle free practicality with numerous benefits.



5G READY ANTENNA

5G READY WIFI

When you venture out in your Auto-Sleeper, our aim is not only to provide you with features that offer opulent luxury and comfort, but that are also practical and useful to maximise your holiday enjoyment every time you travel.

Our expert motorhome designers have designed the internal layouts of our motorhomes to optimise efficiency of the living spaces; balancing freedom of movement with storage of equipment and features.



THE LITHIUM DIFFERENCE

Auto-Sleepers are fitted with Lithium iron phosphate leisure batteries (LiFePO4 or LFP) which offer lots of benefits compared to lead-acid batteries. Including, longer life span, extremely safe, lightweight, improved discharge and charge efficiency, all whilst providing a long life span.

- **Heavy on power. Light on weight**
Compared to lead-acid batteries lithium provides great energy density and are at least half the mass. Go for lithium if you want to reduce concerns about battery weight, performance and size.
- **Long lifetime. Lower costs**
A huge advantage to lithium technology is the life cycle rating which far surpasses alternative technologies. Lithium batteries operate ten times longer than lead-acid.
- **Quick and efficient**
Lithium can charge and discharge at a high rate providing maximum versatility. Fast charging minimizes downtime, and lithium's high rate of discharge is perfect for a burst of power.
- **Low self-discharge**
Lithium batteries have a very low self-discharge rate; <3% per month. Compared to lead-acid this is 10 times lower.
- **Maintenance free**
Lithium batteries don't require active maintenance to extend their service life and include built in automatic overcharge protection.



TN Lithium Iron Battery (std)

As standard 2024 Auto-Sleeper models are fitted with 60ah TN Lithium iron phosphate leisure batteries (LiFePO4 or LFP). These are up to 40% lighter than conventional lead acid batteries at just 10.2kg, and using the technology of lithium iron phosphate cell provide superior safety, up to 3000 cycles and 100% Depth Of Discharge, under normal conditions.



84ah & 100ah Battery Upgrades

For those who have a need for larger power capacity, 2024 Auto-Sleeper models can be upgraded to higher 84ah and 100ah batteries as cost options. Speak to your Auto-Sleeper dealer for more information.

THE LATEST TOURING TECHNOLOGY

For 2024, Auto-Sleeper models have been fitted with an exciting range of equipment to further enhance your trips away. Improved Security features, stylish exterior looks, plus be the envy of everyone on the campsite and stream all your favourite media from iPlayer, Netflix and Spotify thanks to internet connections up to 5x stronger than standard mobile connections.



Truma dual fuel combi space and water heater

2024 models benefit from the space saving and efficient Truma dual fuel combi blown air central heating and water heater.



MBUX infotainer*

A high resolution 7-inch touchscreen featuring Apple CarPlay, Android Auto, and DAB radio.*



5G Ready Wifi (SIM card required)

All 2024 Auto-Sleeper coachbuilds are fitted with powerful 5G ready Mobile broadband equipment designed to improve internet connectivity on your touring excursions.



80W Solar Panel*

Be more self-sufficient and save money on your next holiday thanks to the included Solar Panel.



Teleco Media Pack (optional)

2024 Auto-Sleeper models can benefit from the updated media pack featuring the Teleco 65cm system.



GPS Sargent S7 Tracker Pre-Installed (£100 Annual Subscription applicable)

Auto-Sleeper motorhomes are protected 24/7 with the Sargent S7 Tracker.




19.5" Full HD Smart TV with 2x10W Soundbar

Watch Full HD through your regular aerial or satellite dish without the need for extra equipment and now with integrated Freesat.



Underfloor Mounted LPG Tank

25 litre underfloor mounted LPG gas tank installed, offering hassle free practicality with numerous benefits



All Year Touring

All our 2024 coachbuilds are designed for all year round use- featuring efficient heating systems and excellent thermal insulation.



Truma Aventa Comfort (Delete Option)

Enjoy a pleasant indoor climate thanks to the Truma Aventa Comfort roof-mounted air conditioning system.



*Premium Pack

MORE COMFORT ON TOUR WITH TRUMA

TRUMA INET SYSTEM

More comfort on the move in a new dimension: The Truma iNet System enables the Combi heater and Truma air conditioning systems to be remotely controlled anywhere and anytime; be it on the ski slopes, at the beach or when hiking. The Truma iNet

System allows you to control the units easily and simply via the Truma app from wherever you are, and to query the current device and vehicle status. This makes camping much more easy, comfortable and safe.

AVENTA AIR CONDITIONING SYSTEM

All Auto-Sleepers have the option of having an Aventa Compact Plus Conditioning system installed. The Truma roof air conditioner excels with its performance power – Although being especially efficient and economical in consumption the Aventa turns the vehicles into a feel good zone thanks to its high performance. The powerful cooling capacity ensures this on hot summer days. In cool nights the economical heat pump function (2 ventilation steps) for pleasant temperatures. At the same time the air

is not only dehumidified, but also cleaned by a new honeycombed air filter.

The integrated sleep-mode reduces speed of the ventilator in the night and so by very silent air distribution a particular smooth running of the air conditioner is achieved. The single adjustable air-outlets offer various possibilities to dispense the conditioned air in the vehicle.

TRUMA COMBI CP PLUS

Just set your own comfort zone with the Combi CP plus boiler from Truma. The Combi CP provides heating and hot water boiler in one device and the practical turn-and-push controls of the digital control panel make operation of the system really easy.

You can intuitively select the required room or water temperature, and the Boost function offered by the

CP plus adds real value: it warms the water even faster, and heats the leisure vehicle to a pleasant temperature – at the push of a button.

This digital high performer even lets you determine the energy source, adjust the fan, or programme the functions of your Combi heater or air conditioning unit by times.



SAFE HEATING ON THE MOVE

DRIVE SAFE REGULATOR

For 2024, all Auto-Sleeper models feature an innovative gas pressure regulator from Truma. It offers its users a safe and convenient supply of gas when on the move. With an integrated gas flow monitor, you can use your liquid gas heater whilst driving.

How safe is it to operate a gas system for heating while you are on the move? Truma has the answer: for years, we have been further developing technical standards for protective devices that enable heating whilst driving; and now we have also incorporated a crash sensor into our new generation of gas pressure regulation systems. This sensor even responds to

accidents that take place at low impact speeds of 10mph, closing the gas supply before damage can be caused to the lines or devices.

So you can arrive at your destination with everyone feeling relaxed, reassured, and safe. Truma gas pressure regulation systems offer everything required to ensure safe heating on the move, throughout the whole of Europe.

For further information on Truma products please:

[CLICK HERE](#)

For everyone who chooses Truma – valid only when used with our regulators, filters and hoses. Register now at www.truma.com/regulatorwarranty



AUTO-SLEEPERS GO

UTILITY MANAGEMENT SYSTEM

EASY ACCESS CONTROLS

Rest easy knowing that your Auto-Sleeper motorhome is equipped with the advanced Auto-Sleepers GO! Utility Management System (UMS). But what exactly is it? The Auto-Sleepers GO! UMS seamlessly integrates cutting-edge electrical systems from the innovative UK electrical manufacturer, Sargent, and heating systems from renowned manufacturers such as Truma (for Coachbuilt models), Whale (for Campervan models), and Alde (M-Star). Designed to centralize the controls for all your on-board leisure facilities, the UMS ensures easy and intuitive management. Moreover, the inclusion of Sargent's CAT6 vehicle tracker, accessible remotely through 'Auto-Sleepers LOCATE,' provides you with the peace of mind that your motorhome is secure.

MANAGE YOUR ONBOARD SYSTEMS

The LCD touch-screen control panel allows you to easily monitor and control your motorhome's on-board systems. This functional all-in-one panel makes it simple to manage your lighting, battery and water so that you can spend more time enjoying your trips away.

TEMPERATURE CONTROL

Coachbuilt models are fitted with the digital Truma iNet X control panel allowing you to set the temperature in your Auto-Sleeper motorhome quickly and easily. Choose functions like fan speeds and night time economy mode instantly. The automatic climate control ensures a constant indoor temperature in all weathers.

LOCATION TRACKER

Check the location of your motorhome and see the location of all Auto-Sleeper approved dealer workshops using Sargent's Auto-Sleeper Locate function..

For more information on Auto-Sleepers Locate please:

[CLICK HERE](#)

HAVE IT YOUR WAY

Auto-Sleepers have been hand-crafting motorhomes to stand the test of time for over 60 years and we believe that your motorhome should be tailored to be exactly how you want it. That's why we offer numerous personalisation options to enable you to customise your vehicle to meet your requirements.



ROOF OPTIONS

Selected Auto-Sleeper coachbuilt models are built with one of two roof types. Luton models have the option of either a skyview rooflight or a storage locker available at no extra cost. Speak to your local dealer for more information.

Low Profile

The lowline roof is available with either a large opening skyview rooflight or additional locker storage.



Luton

The overcab luton offers additional sleeping accommodation for two people. Incompatible with optional rear travel seats.



FABRIC OPTIONS

Every Auto-Sleeper Coachbuilt comes with a choice of colourways from the latest range of hand-picked Belgian 'Pamplona Trigo', 'Pamplona Azul' or 'Vogue Pebble' fabrics, providing a luxurious finish for that added personal touch.

PAMPLONA



TRIM OPTIONS




TRIGO



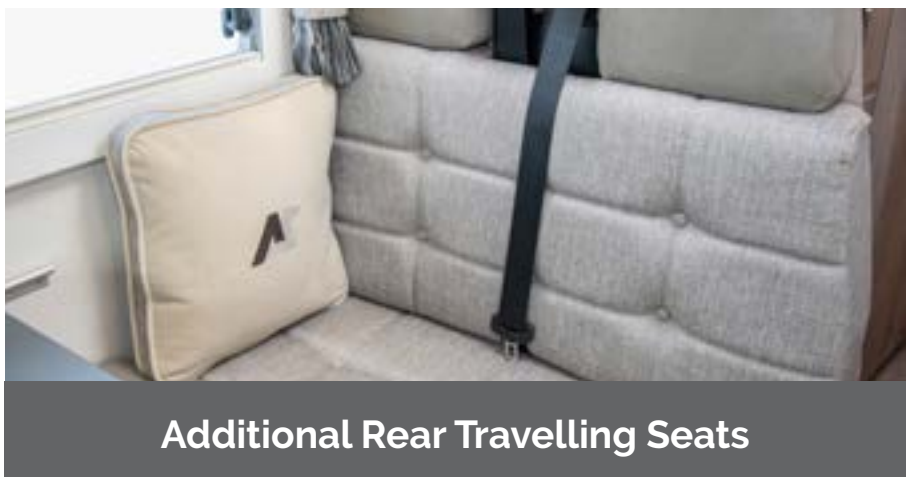
AZUL



VOGUE PEBBLE



Twin Bench Lounge



Additional Rear Travelling Seats



SEATING OPTIONS

Malvern, Burford & Burford Duo models are available with the option of two rear seating configurations. Choose from either twin benches, creating a spacious lounge or additional rear travelling seats**, which allow for extra passengers to be transported in the rear safely. Please note that optional rear travelling seats cannot be combined with optional luton overcab roofs.

SEAT BELT SAFETY

Seat belts for the front cab seats in motorhomes have always been installed by the base vehicle manufacturer since the law required them to do so and wearing them is a legal requirement whenever the vehicle is being driven.

However, seat belts in the rear of a motorhome are more complicated; where a designated travelling seat is available it must be used, however, where

there isn't one it's not illegal to travel in the rear without wearing one at present, although this could well change in the future.

In the interests of everyone's safety and peace of mind, Auto-Sleepers always recommend when travelling in the rear of a motorhome, it should be in a designated travelling seat with the three point seat-belts in use. Please note that adding optional

seatbelts reduces vehicle payload by 40kg.

Look out for the red seat-belt symbol next to the layout to indicate the availability of designated rear travel seats which have been tested and approved as fully compliant with European whole vehicle type approval for your total safety and peace of mind.

Situation	Front Seat	Rear Seat	Responsibility
Driver	Seat belt must be worn if fitted	-	Driver
Child under 3 years of age	Seat belt must be worn if fitted	Correct child restraint must be used	Driver
Child from 3rd birthday up to 135cm in height or 12 th birthday, whichever they reach first.	Correct child restraint must be used	Correct child restraint must be used where seat belts are fitted. Must use adult belt in rear seat if correct child restraint is not available.	Driver
Child 12 or 13 years of age or over 135cm in height	Seat belt must be worn if fitted	Seat belt must be worn if fitted	Driver
Adult passengers	Seat belt must be worn if fitted	Seat belt must be worn if fitted	Passenger

Diamondbrite®
PROTECT | CLEAN | CARE

LEISURE VEHICLE PROTECTION

GUARANTEED FOR A LIFETIME

diamondbrite.co.uk



Proud to be a
BRITISH MANUFACTURER

#TimeToShine

ULTIMATE PROTECTION

FOR PAINT, FABRIC
AND LEATHER

KEEP THE LOOK

- Fade resistant
- Maintain that 'showroom' finish

SAVE TIME AND EFFORT


- Easier and quicker to clean
- No need to polish your Caravan, Motorhome or Campervan ever again

SAVE MONEY AND MAKE MONEY

- Spend less on cleaning products
- Increase your vehicle's resale value


PEACE OF MIND

- Protect your pride and joy
- Used and approved by leading Caravan and Motorhome manufacturers



PROTECTED

UNPROTECTED



PROTECTED

UNPROTECTED



PROTECTED

UNPROTECTED

[CLICK HERE FOR MORE INFORMATION](#)



Jewelultra^{Limited}
Manufacturers of Diamondbrite

JOIN THE CLUB

www.asoc.uk.com

The Auto-Sleepers Owners' Club was formed in 1989 and now has a membership exceeding 2,400. Closely allied with the Company, membership of the Club is open to all Auto-Sleepers owners.

Benefits include a monthly newsletter and rallies throughout the year, both at home and abroad. Enquiry forms are available through the Company or by visiting the club website.



AVTEX TV & SOUNDBAR

SMART ENTERTAINMENT

2024 Auto-Sleeper models feature the new Avtex fully loaded Smart W195TS television and SB195BT soundbar. Connect the W195TS to the internet and discover a whole new world of entertainment from premium streaming services such as Netflix, Amazon Prime, Disney+, iPlayer, Now TV, Sky Store, YouTube and much more. Pair via Bluetooth connection to the SB195BT to immerse yourself in deep, rich velvety tones (other Bluetooth enabled devices are compatible).

Watch Full HD through your regular aerial or satellite dish without the need for extra equipment and now with integrated Freesat enjoy a full 7 day programme guide on both terrestrial and satellite platforms.

KEY FEATURES:

- 19.5" Full HD Smart TV with Built-in FreeSat Satellite decoder with 7 day EPG
- Ultra compact edge-to-edge design
- Bluetooth connectivity
- Wi-Fi built-in 2.4 & 5Ghz
- Wirelessly cast from your mobile devices (both Android and iOS (Apple devices)
- Timer record from programme guide (EPG)
- Pause/playback live TV Instant record to external HDD
- Voice control (optional with magic remote)
- 240v AC / 12v/24v DC



MEDIA PACK (OPTIONAL)

HOME ENTERTAINMENT ON THE MOVE

Press and go, the convenience of having all your TV channels ready to watch in an instant with the Auto-Sleepers' Media Pack. The pack features the Telesat BT Automatic Satellite System, a versatile satellite system providing you with TV and radio coverage throughout the UK and Europe.

FULLY AUTOMATIC

Automatic Satellite Antenna HD with 16 saved Satellites. Equipped with DVB-S2 control unit with OLED display and 2 keys to start a satellite search or lower the dish. Can also be controlled via Bluetooth from your Smartphone via the TELECO App.

KEY FEATURES:

- This latest model is equipped with a 2 position unit Astra 1 (19.2°E), Astra 2 (28°E)
- Twin LNB as Standard. For use with PVR's, SKY+™ or 2 receivers in different locations
- Fully Automatic: Includes a compact control box to automatically locate the correct satellite with a single button-press
- Clear and easy to use DVB-S2 control unit with OLED display
- Powered by your receiver
- A 65cm offset dish giving this satellite an increased range
- All weather resistant and robust casing
- Complete with operation manual & set up guide
- Compatible with any SD/HD Free to air satellite receiver
- Safety system with automatic closing of the antenna at vehicle start



TELECO



SERVICE YOU CAN COUNT ON

The Auto-Sleeper Service Centre caters specifically for the needs of the motorhome, campervan and caravan owner. Located around the corner from the Auto-Sleeper factory in Willersey, near Evesham, Worcestershire. We offer annual habitation checks, accessories and modifications. Additionally, we can also offer motorhome, caravan and campervan repairs, accident or insurance claims.

The Service Centre technicians have many years' service with the company and are fully trained. Although specialising in Auto-Sleeper models, work can be carried out on any type of vehicle or caravan irrespective of make

but please note we are unable to undertake warranty work on other manufacturers vehicles.

The habitation check covers the motorhomes/ caravan chassis, body, fixtures, fittings and include full gas and electric system checks. Base vehicle servicing and Mot's can be arranged off site if necessary.

Dedicated to customer care, the Service Centre offers a comfortable waiting room, refreshments and mains hook-ups for an overnight stay.

GET IN TOUCH

Service Opening Hours:

Mon - Thurs : 7:30am - 5pm

Fri: 7.30am-3pm

Sat-Sun: Closed

Service Department

+44 (0) 1386 853511

Parts Department

+44 (0) 1386 842630

AUTO-SLEEPERS PARTS DEPARTMENT

The Auto-Sleepers Parts Department aims to provide parts for Auto-Sleepers old and new. When contacting this Department, customers should have to hand the Auto-Sleepers production number of their vehicle (this can be found in the vehicle glovebox). We endeavour to provide parts for older vehicles, but are unable to guarantee to supply parts that are no longer manufactured by our suppliers.

TO FIND OUT MORE ABOUT MOTORHOME OR CARAVAN SERVICING PLEASE:

[CLICK HERE](#)

TO FIND OUT MORE INFORMATION ABOUT PARTS ENQUIRIES PLEASE:

[CLICK HERE](#)

AUTO-SLEEPERS MOTORHOME WARRANTY

You can be confident about owning an Auto-Sleeper, because we are confident about the way in which we build them. The conversion work of every Auto-Sleeper is covered by our own three year warranty* scheme plus and an additional three year water ingress warranty*. The cover is not restricted to mileage and protects all aspects of the motorhome.

*Terms and conditions apply, please refer to your handbook for further information.



MERCEDES-BENZ WARRANTY

The base of your motorhome is covered by Mercedes-Benz. You are covered by a 3 year, unlimited mileage warranty (terms and conditions apply, please refer to the chassis manufacturers handbook for details).

Mobilovan UK

Mobilovan UK keeps the Mercedes-Benz Van Owner On The Road For Thirty Years - Mercedes vans first registered after 1st October 2012. To benefit from Mobilovan UK, the owner must have the van regularly serviced by a Mercedes-Benz service partner. Even if it is a used van or a service has been missed, with each new service the van is automatically entitled to Mobilovan UK cover again, for up to 30 years.

Mobilovan UK also offers special mobility services in the event of a workshop visit arising from a warranty claim or goodwill gesture during the first three years after the van was initially registered.

Europe-Wide

Mobilovan UK cover applies throughout Europe even in a remote lane in Spain. Wherever there is a road, Mobilovan UK cover applies. A Europe-wide network of approximately 3,000 authorised Mercedes-Benz service partners makes this possible. And should it take a little longer to repair the vehicle, the owner can keep on the move thanks to the wide-ranging Mobilovan UK mobility services.

Technical Breakdowns Or Starting Problems

For three years after the initial registration of a Mercedes van, Mobilovan UK will keep it on the move in the event of a technical breakdown or starting problems. Subsequently the mobility guarantee is extended after each service by an authorised Mercedes-Benz service partner – up to maximum of 30 years.

Minor Mishaps Or Driver Error

For three years after the initial registration of a Mercedes-Benz van Mobilovan UK will cover the following:

- Wrong fuel or out of fuel
- Lost or locked keys
- Two or more flat tires
- Road traffic accident
- Vandalism and attempted theft

Workshop Visits For Warranty Repairs Of Over Two Hours

In the case of warranty claims or goodwill gestures in the 3 years following first registration of a Mercedes van the owner will be entitled to Mobilovan UK mobility services if the repair work exceeds 2 hours.

MERCEDES COACHBUILTS - Weights and Dimensions Overview

MODEL	MERCEDES				
	Bourton	W'combe	Malvern	Burford	Burford Duo
ENGINE	163bhp Auto*	163bhp Auto*	163bhp Auto*	163bhp Auto*	163bhp Auto*
Roof profile (low or overcab)	Low	Low	Low	Low	Low
Designated Passenger Seats (excl. driver)	1	1	1	1	1
Berths (sleeping positions)	2	2	4	4	4
Overall Length	6445mm 21'1"	7330mm 24'1"	7330mm 24'1"	7920mm 26'0"	7920mm 26'0"
Overall Width (mirrors folded)	2260mm 7'5"	2350mm 7'9"	2350mm 7'9"	2350mm 7'9"	2350mm 7'9"
Overall Width (mirrors extended)	2660mm 8'9"	2780mm 9'1"	2780mm 9'1"	2780mm 9'1"	2780mm 9'1"
Overall Height (incl TV aerial)	2900mm 9'6"	2900mm 9'6"	2900mm 9'6"	2900mm 9' 6"	2900mm 9'6"
Internal Height (max)	1960mm 6'5"	1960mm 6'5"	1960mm 6'5"	1960mm 6'5"	1960mm 6'5"
Maximum Permissible Laden Mass (a) in kg	3500	4100	4100	4100	4100
Mass in Running Order (b) in kg	2980	3235	3218	3450	3380
Maximum User Payload (c) (c=a-b) in kg	520	865	882	650	720
Essential Habitation Equipment (d) in kg	17	25	17	17	17
Fresh Water Tank Size/ Waste Water Tank Size	62 litres/ 53 litres	91 litres/ 71 litres	91 litres/ 78 litres	91 litres/ 91 litres	91 litres/ 91 litres
Premium Pack Weight in kg (ex. auto-engine)	35	35	35	35	35
Media Pack Weight in kg	16	16	16	16	16
Bed Sizes					
Front Double	2100 x 1920mm 6'11" x 6'4"	2210 x 1270mm 7'3" x 4'2"	2210 x 1220mm 7'3" x 4'0"	2210 x 1220mm 7'3" x 4'0"	2210 x 1220mm 7'3" x 4'0"
Rear Double	-	-	1980 x 1370mm 6'6" x 4'6"	1860 x 1300mm 6'1" x 4'3"	-
Nearside Single	1920 x 730mm 6'3.5" x 2'4.5"	1940 x 700mm 6'4" x 2'3.5"	-	-	1860 x 780mm 6'1 x 2'7"
Offside Single	1920 x 730mm 6'3.5" x 2'4.5"	1900 x 700mm 6'3" x 2'3.5"	-	-	1860 x 780mm 6'1 x 2'7"
Roof Bed (When Fitted)	-	-	2030 x 1100mm 6'8" x 3'7.2"	-	-

Please Note: * Part of the Premium Pack

Please Note: The MRO is is the mass of the unladen vehicle, including an allowance for the driver (assumed 75 kg) and a 90% full fuel tank. The MRO is calculated with the fresh water tank empty. If you travel with water in the freshwater tank then the User Payload will reduce accordingly. The optional automatic gearbox on the Sprinter chassis will increase the MRO by 10 kg and therefore

reducing the user payload by the same amount. All masses and weights are subject to a tolerance of +/-5% complying with the European Directive 1230/2012. All motorhomes in this brochure conform to the European Standards for Motorhomes: EN1646 -1, EN 721, EN1949 and EN 1648-2. They have also been granted European Whole Vehicle Type Approval to EC Directive 2007/46. We would strongly advise against modifying vehicles in any way that could affect the validity of these Standards or Directives.

The Maximum User Payload includes:

- Conventional load, is the allowance for passengers
- Essential habitation equipment includes items and/or fluids required for safe and proper functioning of the habitation equipment.Optional equipment is items available from the manufacturer over and above the standard specification.
- Personal effects, items not effected by the above.



MERCEDES COACHBUILTS - Standard & Optional Equipment Overview

Base Vehicle Specification

- Next Generation Euro 6.3 turbo diesel 163bhp engine
- Optional 9-speed fully automatic gearbox#
- Sargent CAT6 and S7 Vehicle Tracker Pre-Installed
- (£100 Annual Subscription Applicable)
- Alloy wheels* plus spare wheel & carrier
- Cruise control*
- Cab air conditioning*
- ESP with active skid control
- ABS brakes with EBD
- MBUX infotainment system with 7-inch touchscreen featuring Apple CarPlay, Android Auto, DAB radio*
- Black high gloss dashboard fascia
- Colour co-ordinated bumpers
- Single key central locking for cab doors
- Electrically heated and adjustable door mirrors
- Independant single key locking of habitation door
- Electric cab door windows
- Rear fog lights
- Lockable glove box
- 12v socket
- UV filtering tinted glass
- Driver and passenger airbags
- Driver and passenger seat armrest
- Power assisted steering

Exterior General

- Metalarte exterior door c/w sliding door flyscreen & single key locking
- 25 Litre underfloor mounted LPG gas tank
- Full GRP body including roof and rear panel
- Full scratch and impact resistant GRP body with platinum sides including GRP Rear Panel with Hella LED Lights
- Skyview wind-up opening rooflight
- Aluminium skirts
- CRIS security chip
- Large external skirt locker (under-floor mounted)
- Drop down access door to nearside seating
- Colour reversing camera with rear view mounted LCD screen*
- 100W solar panel*
- Thule roof mounted canopy awning*
- LED strip awning light
- Colour co-ordinated external TV socket
- Colour co-ordinated external gas BBQ point
- Colour co-ordinated external 230v mains socket
- Double-glazed opening windows with concertina blinds & flyscreens
- Maxview Gazelle Pro (MK2) Mobile TV Aerial
- Electric slide-out entrance step with auto retract on engine start
- Rear mud-flaps
- Rear corner steadies

Interior General

- Luxurious Santani furniture with chrome fixtures and fittings
- Panoramic opening rooflight
- Privacy blinds & flyscreens to all opening windows
- Choice of Designer 'Pamplona Trigo', 'Pamplona Azul' or 'Vogue Pebble'fabrics providing luxurious interior soft furnishings
- High quality Reflex™ foam upholstery
- Avtex 19.5" full HD smart TV with built in Freesat decoder
- SB19SBT 2x10W detachable soundbar
- Colour co-ordinated habitation curtains with tiebacks and scatter cushions
- Chrome grab handle
- Removable interior carpets
- LED spotlights and roof lighting with a power saving of up to 70%
- Over locker LED mood lighting
- Seat tops on gas struts and drop down access door to under-seat storage space (model specific)
- Swivel cab seats on all front lounge models
- Avtex AMR985 Wifi Dual Sim Router and 5G compatible antenna system (SIM card required)
- Over-cab storage compartments
- Spacious wardrobe
- Range of high & low-level storage lockers
- Cocktail cabinet with crystal wine glasses
- Freestanding table
- Foot-well entry step with AS logo light
- Smoke and carbon monoxide alarms
- Fire extinguisher
- Winter pack upgrade including Concertina cab blinds in lieu of external silver screens.

Electrics • Plumbing

- Sargent EC700 electrical system with NEW EC900 LCD control panel
- Split charged leisure battery
- Four 230v sockets
- Two 12v sockets
- Truma dual fuel combi blown air central heating and water heater
- Truma iNet Control Panel
- Truma Aventa Compact Plus air-conditioning
- Large underslung fresh water tank (model specific)
- Large underslung waste water tank (model specific)
- Large bore waste pipework for efficient drainage
- Whale auto-fill & manual filler points for fresh water tank
- Drive Safe Regulator
-

Kitchen

- Spacious and fully equipped with large slide out additional work surface
- Dual fuel hob with 3 gas burners and an electric hot plate plus separate oven and grill
- Dometic microwave oven
- Cutlery drawer
- 12v extractor fan with down-lighters
- Decorative kitchen splashback
- Large refrigerator with freezer compartment
- Kitchen centre sink incorporating draining board and cutlery drying rack
- Kitchen roll holder
- Waste bin
- Melamine crockery set
-

Bathroom

- Combined shower and toilet compartment (Bourton)
- Swing wall showers with integrated washbasin (Bourton)
- Vanity cupboard with mirrors
- Separate shower cubicle (Malvern, Winchcombe, Burford and Burford duo)
- Electric flush cassette toilet
- Chrome fixtures and fittings
- Storage cupboard
- Anti slip shower mat
- Ducted blown air outlet
- LED lighting
- Retractable clothes line (model specific)
- Roof vent with flyscreen

OPTIONAL UPGRADES

Premium Pack

- 9 Speed Fully Automatic Gearbox
- Alloy Wheels
- Cab Air Conditioning
- Cruise Control
- Thule Canopy Awning
- Colour Reversing Camera & LCD Screen
- Mercedes MBUX with Apple CarPlay / Android Auto
- 100W solar panel

Media Pack

- Teleco 65cm Automatic Satellite System;
 - Fully Automatic Tuning
 - Receives transmissions from Astra 1, Astra 2, Astra 3 and Hotbird
 - Compatible with any SD/HD Free to air satellite receivers

Truma A/C Climate Control (Delete Option)

2 Additional Rear Travel Seats (Selected Coachbuilt Models Only)

- Malvern
- Burford
- Burford Duo

84ah Tn Power Lithium Battery Upgrade

100ah Tn Power Lithium Battery Upgrade

*Premium pack #Optional